







Tabla de R.P.M. Máximas según el material a Perforar

VENTURO GIROTRIPLEX									
Ø DIAMETRO		Código Artículo	ACERO DULCE	ACERO INOX.	HIERRO FUND.	ALUMINIO	LATON BRONCE COBRE	MADERA PLASTICO	
mm.	Pulgadas								
14	9/16	GTR-14	580	300	400	790	900	800	Con Porta copa GTR-PC-C (chico)
16	5/8	GTR-16	550	275	365	730	825	760	
17	11/16	GTR-17	500	250	330	665	750	720	
19	3/4	GTR-19	460	230	300	600	690	680	
20	25/32	GTR-20	435	240	290	580	660	640	
21	13/16	GTR-21	425	210	280	560	635	600	
22	7/8	GTR-22	390	195	260	520	585	560	
24	15/16	GTR-24	370	185	245	495	555	520	
25	1	GTR-25	350	175	235	470	525	500	
27	1 1/16	GTR-27	325	160	215	435	480	500	
29	1 1/8	GTR-29	300	150	200	400	450	450	
30	1 3/16	GTR-30	285	145	190	380	425	430	
32	1 1/4	GTR-32	275	140	180	360	410	410	Con Porta copa GTR-P-C-G (grande)
33	1 5/16	GTR-33	260	135	175	345	390	390	
35	1 3/8	GTR-35	250	125	165	330	375	370	
37	1 7/16	GTR-37	240	120	160	315	360	350	
38	1 1/2	GTR-38	230	115	150	300	345	330	
40	1 9/16	GTR-40	220	110	145	290	330	310	
41	1 5/8	GTR-41	210	105	140	280	315	290	
43	1 11/16	GTR-43	205	100	135	270	305	270	
44	1 3/4	GTR-44	195	95	130	260	295	250	
46	1 13/16	GTR-46	190	95	125	250	285	230	
48	1 7/8	GTR-48	180	90	120	240	270	210	
51	2	GTR-51	170	85	115	230	255	200	
52	2 1/16	GTR-52	165	80	110	220	245	200	
54	2 1/8	GTR-54	160	80	105	210	240	190	
57	2 1/4	GTR-57	150	75	100	200	225	185	
59	2 5/16	GTR-59	145	75	100	195	225	185	
60	2 3/8	GTR-60	140	70	95	190	220	180	
64	2 1/2	GTR-64	135	65	90	180	205	180	
65	2 9/16	GTR-65	130	65	85	175	200	175	
67	2 5/8	GTR-67	130	65	85	170	195	170	
68	2 11/16	GTR-68	130	65	85	170	195	165	
70	2 3/4	GTR-70	125	60	80	160	185	160	
73	2 7/8	GTR-73	120	60	80	160	180	155	
76	3	GTR-76	115	55	75	150	170	150	
79	3 1/8	GTR-79	110	55	70	140	165	150	
83	3 1/4	GTR-83	105	50	70	140	155	140	
86	3 3/8	GTR-86	100	50	65	130	150	135	
89	3 1/2	GTR-89	95	45	65	130	145	130	
92	3 5/8	GTR-92	95	45	60	120	140	125	
95	3 3/4	GTR-95	90	45	60	120	135	120	
98	3 7/8	GTR-98	90	45	60	120	135	115	
102	4	GTR-102	85	40	55	110	130	100	
105	4 1/8	GTR-105	80	40	55	110	120	100	
108	4 1/4	GTR-108	80	40	55	110	120	95	
111	4 3/8	GTR-111	80	40	50	100	120	90	
114	4 1/2	GTR-114	75	35	50	100	105	90	
121	4 3/4	GTR-121	70	35	45	95	95	85	
127	5	GTR-127	65	30	45	90	90	85	
133	5 1/4	GTR-133	65	30	45	90	90	80	
146	5 3/4	GTR-146	60	25	40	85	85	80	
152	6	GTR-152	55	25	35	75	75	75	